
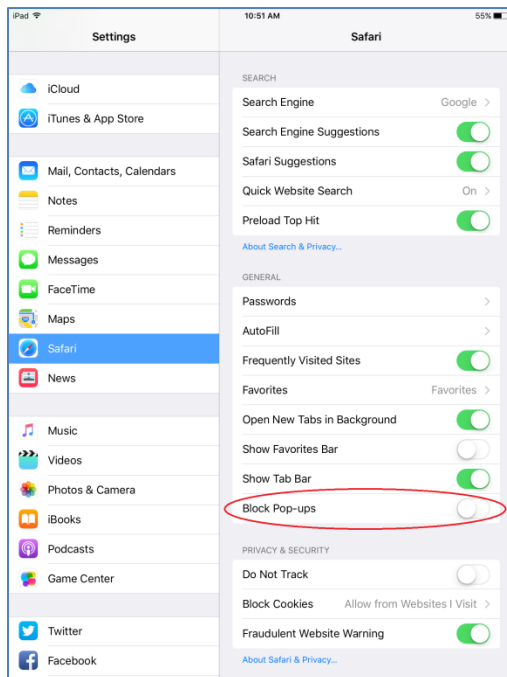


How to turn off pop-ups for our Mobile App for Apple products:

1. Click on the Settings app on the home screen.

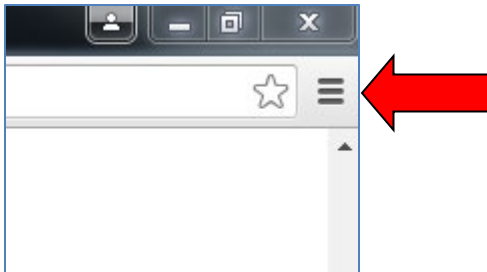


2. Find the Safari settings and look for "Block Pop-ups". Switch it from on to off.

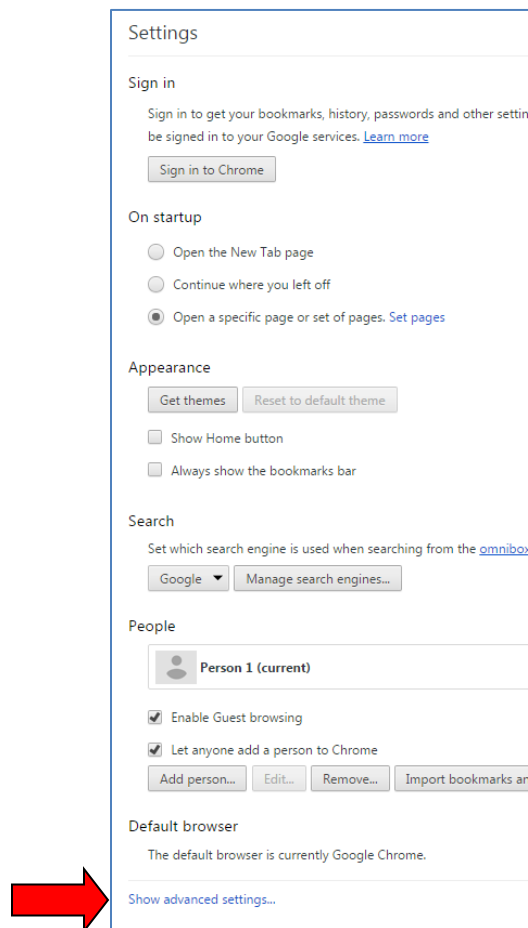


How to turn off pop-ups on Google Chrome:

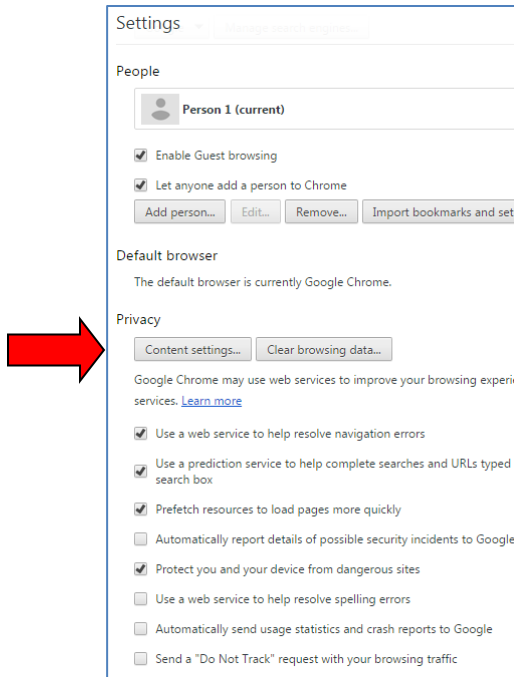
1. Once you launch Chrome, in the top right corner you should see a symbol with three lines to the right of the star. Click the three lines next click Settings in the drop down list.



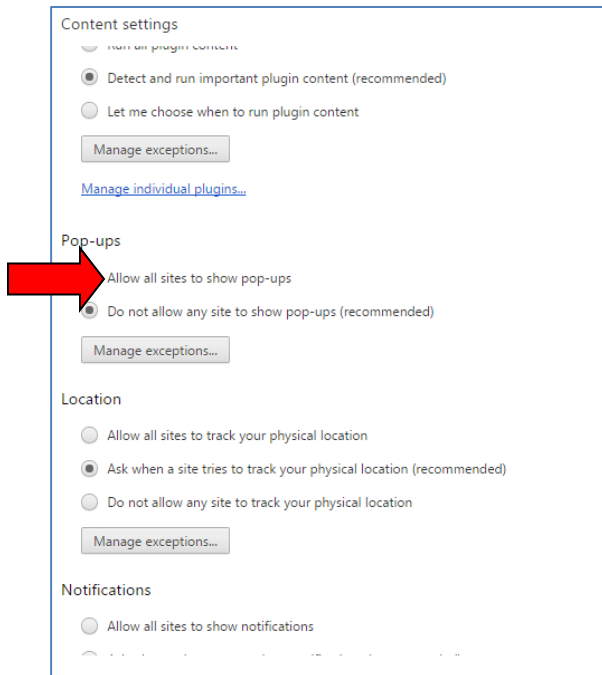
2. Next at the bottom of the settings, click on “Show Advanced Settings”.



3. Scroll down until you see Privacy and then click on “Content Settings”.




4. Click on the circle that says “Allow all site to show pop-ups”.

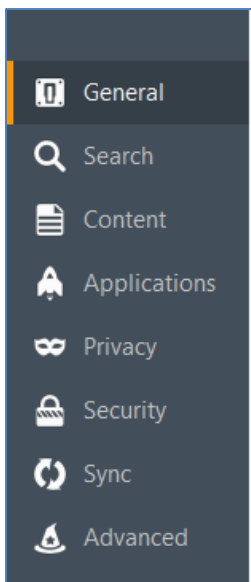


How to turn off pop-ups on Mozilla Firefox:

1. Once you launch Firefox, in the top right corner you should see a symbol with three lines to the right of the happy face. Click the three lines next click Options in the drop down list.



2. You should see a drop down list to the left of your screen. Click on "Content" to proceed.



3. Make sure the “Block pop-up windows” box is checked.

Content

DRM content

Play DRM content

Pop-ups

Block pop-up windows

Fonts & Colors

Default font: Times New Roman Size: 16

Languages

Choose your preferred language for displaying pages

